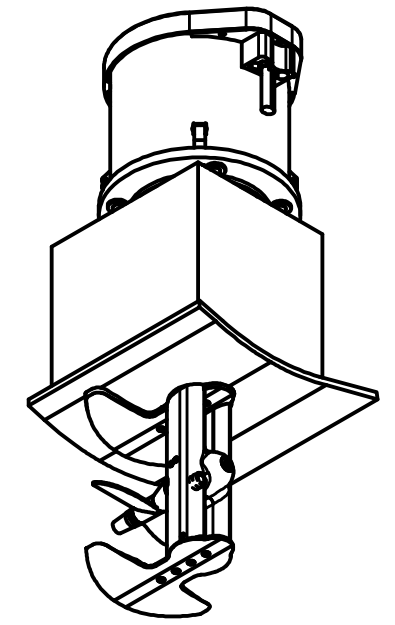
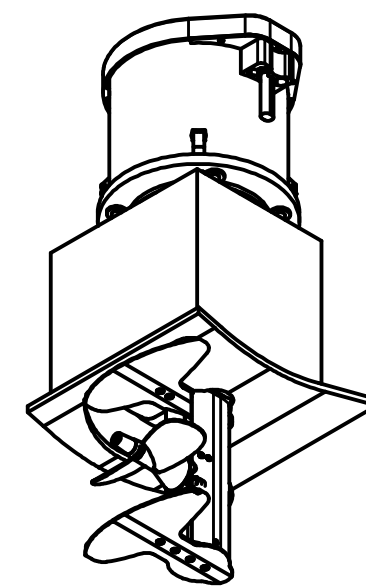


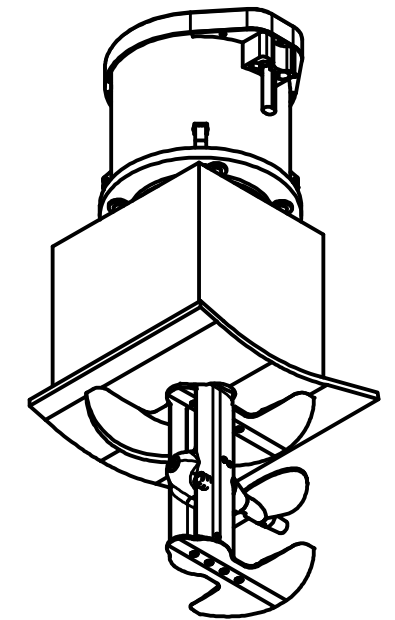
Retracté
Orientation 0°



Sorti
Orientation 0°



Sorti
Orientation 90°



Sorti
Orientation -90°

Propulseur standard Navigaflex IN-BORD 4KW (8CV)
Avec fonctions rétractable et orientation motorisées
Options de motorisations: 6KW,8KW,10KW (Continu)
Equivalence moteur thermique: 8CV,12CV,16CV,20CV
Autres options: Voir fiche technique

Designed by Lucien	Checked by	Approved by	Date	Date 14.08.2017	
			Electro-propulseur Navigaflex IN-BORD		
			SSG.01.00.0000269.00	Edition	Sheet 1 / 1